







2. Tagliare la linea ROSSA con la punta di un cutter, o in ALTERNATIVA, rimuovere il diodo D104



3. Riasssemblare la cartuccia