

Slot it Technical Rules

”” Group C Box Stock Club ””

”” Group C *Box Stock EVO* ””

Revision .2.1\_EN



Revision and applicability table

Revision	Status	Release date	Applicability	Modifications
2-1_EN	Released	September 19 <sup>th</sup> 2013	Active	Major release

## Proposition

The objective of this document is to rule the Slot it Group C cars categories:

1. "Group C Box Stock Club"
2. "Group C Box Stock **Evo**."

Articles applicable to the Group C Box Stock EVO are highlighted by the words "**Evo**" and replace their counterparts in the other category.

The objective of the Group C Box Stock Club and Box Stock **EVO** races is to promote the driving skills by using models as close as possible to the series with motors and tires possibly provided by the club organizing the race. The changes allowed are all easily achievable even by non-experts, by means of slot it components.

The Slot it Catalogue " Slot Car Accessories in 1/32 scale" is the unique reference for all the Slot it applicable codes called out in this document. The Catalogue is available at the following address:













[http://www.slot.it/immagini/KitPart/SPARE\\_PARTS\\_album/index.html](http://www.slot.it/immagini/KitPart/SPARE_PARTS_album/index.html)

## 0- Approved Cars

**0.1** The approved models are: Porsche 956LH, Porsche 956KH, Porsche 962C, Porsche 962KH, Porsche 962 IMSA, Sauber Mercedes C9, Jaguar XJR6/9, Jaguar XJR12, Lancia LC2/84, Lancia LC2/85,, Mazda 787B, Toyota 88C.

**0.1.1** Extra Group C models will be added when available.

Approved Cars table

 Porsche 956LH	 Porsche 956KH	 Porsche 962C	 Porsche 962KH
 Mercedes Sauber C9	 Jaguar XJR6/9	 Jaguar XJR12	 Lancia LC2/84
 Mazda 787B	 Toyota 88 C	 <b>Lancia LC 2/85</b>	 Porsche 962 IMSA

**0.2** Any modification, substitution or omission may be made only if clearly ruled by this document. Sometimes, the prohibitions are explicitly reaffirmed for clarity.

**0.3** The magnet must be taken off.

**0.4** The maximum width, measured at the tire, is respectively 62.5 mm and 63.5 mm at the front axle and rear axle. However, under no circumstances the wheels will protrude from the body.

## 1 – Configuration

**1.1** "Group C Box Stock Club"

The only two configurations permitted in respect of the combination of: motor chassis + wheels + gears are:  
Configuration A: Motor chassis in line 0 offset + 15.8 mm diameter wheels + Z28 Slot it crown & 9 teeth pinion. (The 0 offset will be legal until February 28<sup>th</sup> only, thereafter the offset will be 0,5)

Configuration B: Motor chassis in line 0.5 offset + 16.5 mm diameter wheels + Z 28 or Z29 Slot it crown & 9 teeth pinion.

**1.1Evo** "Group C Box Stock **EVO**"

The only two configurations permitted in respect of the combination of: motor chassis + wheels + gears are  
Configuration A: Motor chassis in line 0 offset + 15.8 mm diameter rims + 9 teeth pinion, free Slot it crown. (The 0 offset will be legal until February 28<sup>th</sup> only, thereafter the offset will be 0,5)

Configuration B: Motor chassis in line 0.5 offset + 16.5 mm diameter rims + 9 teeth pinion, free Slot it crown.

Crowns are

**1.1.1 Evo** configurations may use the 2.5 g. (SP23) tungsten ballast installed in the appropriate motor chassis housing.

## 2 – Body & Modifications

**2.1** The body cannot be modified.

**2.1.1** It is acceptable, however, the omission of:

- |   |   |
|---|---|
| <ul style="list-style-type: none"> <li>♣ Mirrors</li> <li>♣ Wipers</li> <li>♣ Sidelights</li> </ul> | <ul style="list-style-type: none"> <li>♣ Front towing eye (also from the chassis)</li> <li>♣ Additional lights</li> <li>♣ Antennas</li> </ul> |
|---|---|

**2.2** The re-painting of the existing body livery is optional and must cover the outer surface only.

**2.3** The painting of white bodies is mandatory and must cover the outer surface only.

**2.4** It is forbidden to paint the transparent parts.

**2.5** The body posts for the fastening to the chassis can be reinforced by means of a plastic ring.

**2.6** The body must be fixed to the chassis with all the screws as in the boxed car.

**2.7** All parts included in the boxed car and planned for the specific model can be used.

**2.7.1** "tear proof" components and plastic cockpits Slot it coded are legal.

**2.8** Rear wing attachment to the body may be reinforced with resin and / or tape provided that the body shape is not modified and the reinforcement is not on the wing upper surface.

**2.9** In case of installation of a Light Kit, the body can be drilled at the location of the front headlights and taillights for the housing of the LEDs, accordingly to their cross section.

**2.10** The body minimum weight is posted in the table:

**Minimum weight Table**

Car	Min Weight ( g )	Car	Min Weight ( g )
Porsche 956 LH	17.5	Mercedes Sauber C9	18.0
Porsche 956 KH	19.0	Lancia LC 2/84	20.0
Porsche 962 C	17.0	Lancia LC2/85	16.0
Porsche 962 KH	17.0	Mazda 787 B	19.0
Jaguar XJR6/9	19.5	Toyota 88 C	18.0
Jaguar XJR12	20.0	Porsche 962 IMSA	16.5

**2.10.1** The minimum body weight is increased by 3.0 g in case of installation of the SP16 light kit, and by 1.7g in case of Installation of the SP 06 light kit .

## 3 –Chassis and modifications

**3.1** All EVO and EVO 6. Chassis can be used.

**3.2** The Chassis is the entire assembled set of the original components.

**3.3** It is legal to clean the chassis burrs and bevel the side rims as long as the chassis to body gap does not exceed 1.0 mm.

**3.4** The chassis must bear the name of the driver or team.

**3.5** The front axle supports (cups) are optional. It is allowed to thin their sides for the proper insertion on the chassis pins.

**3.6** M2 grub screws can be used in their assigned location to adjust the front axle riding height.

**3.7** The front axle plastic bushings of EVO6 chassis are optional. It is also possible to replace them with any Slot it coded spherical bushings. M2 grub screws can be used In their assigned locations to adjust the bushing position.

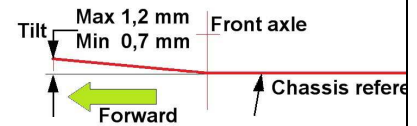
**3.8** the maximum width of the elongated holes for the screws holding the body is 2.6 mm. The measure includes the washer when present.

**3.8.1** the maximum width of the elongated holes for the screws holding the motor chassis is 2.6 mm. The measure includes any washer.

**3.9** The two triangular chassis inserts may be removed.

**3.10** The chassis area between the front and the rear axle must be flat.

3.10.1 The Lancia LC2/85 chassis **forward of the front axle deviates from flatness. Such part is tilted upward and must follow the shape shown in the picture.**



3.11 The chassis minimum clearance from ground is 0,1 mm at the front axle and 2,2 mm at the rear axle  
 3.11.1 Dimensions are with unused race tires installed. For the purpose of measuring the 2.2 clearance, screws can be temporarily fully tightened and suspension springs can be in the uncompressed position.

#### 4 – Motor Chassis and modifications

- 4.1 The motor chassis cannot be modified.
- 4.2 Any Slot it coded bushings is legal.
- 4.3 Bushings cannot be glued in their housing.

#### 5 – Axles

- 5.1 Slot it coded solid cross section axles are legal.

#### 6 – Wheels

- 6.1 Front wheel wheels:
  - 6.1.1 Wheels must be the original ones for all the Group C models, that is: code PA17-PI.
  - 6.1.1 **Evo** The allowed wheels are PA17-Als, PA17-Mg, PA17-PI-, PA24-Als, PA24-Mg.
- 6.2 Rear wheel wheels:
  - 6.2.1 Wheel diameter 15.8mm coded PA24-Al or PA17-Als for cars installing the no-offset motor chassis.
  - 6.2.2 – Wheel diameter 16.5mm, coded PA-43-Al for cars installing the 0.5 offset motor chassis.
- 6.2 **Evo** Rear wheels:
  - 6.2.1 **Evo** Diameter 15.8mm coded PA24 Als or Mg, PA 17 Als or Mg for cars installing the no-offset motor chassis.
  - 6.2.2 **Evo** Diameter 16.5mm coded PA43 Als or PA43 Mg for cars installing the 0.5 offset motor chassis.
- 6.3 The wheels to tire contact surface must be original and clean.
- 6.4 The use of Group C wheel covers is mandatory.
- 6.5 The “Venturi” cap of PA21 wheel cover can be omitted.

#### 7 - Tyres

- 7.1 Front tires
  - 7.1.1 The original box model tires coded PT1159C1 or PT1096Z1 (formerly PT19), or PT1067Z0 (formerly PT15), or PT1027Z0 (formerly PT07) can be installed.
  - 7.1.2 – Tires cannot be glued to the wheel. The compound must maintain the original characteristics, hence any manoeuvre that may alter its nature, such as treatment with liquids or other substances, is forbidden.
  - 7.1.3 The minimum diameter of the front tire mounted on the wheel is 16.8 mm, the diameter shall be uniform across the width.
  - 7.1.4 The identification mark "Slot.it" must always be present and recognizable.
- 7.2 The rear tires must be the Slot.it F22 20x10 Shore (formerly PT27), supplied by the organization in parc fermé. They cannot be glued to the rim.
  - 7.2.1 The organizers of a race are free to derogate from paragraph 7.2.1, allowing other Slot it manufactured rear tires having a root code PT\_\_\_. In this instance, tires can also be trued and/or surface treated.

## 8 - Motor

8.1 The motor is the original MX06 V12/3 rated 21,500 rpm.

8.1.1 The Organisation is entitled to either :

- ♣ hand out by draw motors that selected in respect of their rpm performance;
- ♣ define an upper rpm limit at the voltage set for the race to select and verify the eligible motors.

8.2 The motor cannot be glued nor secured with tape to the chassis or the motor chassis. However, it can be fastened to the motor chassis with screws located in the assigned locations.

8.3 It is forbidden to make any manoeuvre that may affect the performance of the handed out motor. It will be installed under Parc Fermé mode. The lubrication will be done uniquely with oil supplied by the organization.

## 9 - Screws, Washers and Spacers

9.1 The screws:

- ♣ are free metallic type.
- ♣ are as many as in the original car, at the assigned locations, and maintaining the same original function. The fastening has to be consistent with the one of the boxed car. It is prohibited to interpose any material between the chassis and motor chassis, or the body with the only exception of washers.

9.2 The screws partial tightening is allowed.

9.3 Spacers at the front axle are free, as long as metallic and provided that the complete axle width does not exceed the maximum set value.

9.4 One washer only can be used at each assigned location as in the boxed car.

9.5 **Evo** Washers can be glued to the chassis.

## 10 - Pick-up

10.1 The allowed pick up codes are:

- ♣ CH26
- ♣ CH10
- ♣ CH66

10.2 The height of the flag can be reduced

10.3 the thickness of the flag may be reduced. The thickness must be constant on the surface of the blade

10.4 A grub screws may be used in the CH66 pick up shaft.

10.5 A grub screw may be used inside each braid housings.

## 11 – Wiring, Braids and Eyelets

11.1 The power and light kit cables, braids and eyelets to hold the power cables are of a free type.

## 12 – Light Kit

12.1 The light kit, when required or permitted, must be either the SP16 or the SP06.

12.1.1 The SP06 must be installed in the assigned location between the motor and front axle..

12.1.2 The location of the light kit SP16 is free as long as inside the car.

12.1.3 The components of the chip SP16 light kit cannot be separated.

12.1.4 Original LEDs can be replaced as long as they are white or yellow at the front, and red to the rear of the car and feature the following shape:

♣ At the front: round cross section, diameter 3 mm.

♣ At the rear: round cross section, diameter 3 mm or rectangular cross section 2.5 x 5.0 mm.

As many Led's as present in the original car can be installed in their assigned locations, provided that are of the same colour at homologue positions,

12.1 Switches and connectors may be used on Light kit cables as long as the lay entirely inside the car.

## 13 - EVO Suspension

**13.1 Evo** The suspension kit CH47b may be used limited to components shown in the picture.



**13.1.1 Evo** The two installed screws must be of the same length

**13.1.2 Evo** Grub screws may be omitted.

**13.1.3 Evo** Only some plastic cap may be used.

**13.1.4 Evo** Any Slot it coded spring can be used.

**13.1.5 Evo** CH59 suspensions screws Set is allowed

**13.1.6 Evo** Magnets coded **CN08, or CN09, or CN10** may be installed instead of springs.