

Classic DTM

CA44e

Mercedes 190E

1991 - Norisring

#20 - Michael Schumacher







Mercedes 190E







SCHÖLLER EISKREM

DEKRA

20

RECARO BILSTEIN

DUNLOP

Schumacher

AMG





 M. Schumacher

debis

INTERGRAPH BOSCH Elbach FEDERN DBL ITEX Geobler



DUNLOP





debis



SCHÖLLER



ITR_{EV}

Shell

DUNLOP

Shell



debis

DEKRA
20

M. Schumacher

debis

DEKRA
20

Schumacher

SCHÖLLER EISKREM

ZAKSPEED

debis


AMG
Schöller

debis

ITR

SCHÖLLER





 M. Schumacher

debis


BOSCH

Elbach
FEDERN

DBL ITEX
Gabeler

DUNLOP





slot.it


CA44e

Mercedes 190E


1991 - Norisring

#20 - Michael Schumacher

 148 mm

 42 mm

 95.2 mm

 60 mm

 74 g

 INLINE

MOTOR: V12/4 21K

PINION/
GEAR: 9/28

FRONT
RIMS/
TYRES: 15.8x8.2x2.5
1228C1

REAR
RIMS/
TYRES: 15.8x8.2x1.5
1228C1