



Slot.it Group C 2025

PREMISE

- I. These regulations include the exhaustive list of conformity requirements for models participating in competitions; modifications not included in the regulation are prohibited. Certain prohibitions are made explicit for clarity.
- II. The term 'Box Stock' indicates the condition in which a model or any component is presented in its packaging for its intended use.
- III. All models and spare parts must be in Box Stock condition.
- IV. The use of a free component may not imply a modification, substitution or omission that is not defined in these regulations.
- V. These regulations cover the rules for the “**Box Stock**”, “**EVO**” and “**EVO/F**” categories. The division into several categories is adopted to allow a choice of “difficulty” in the preparation of the cars: from the most basic “Box Stock” to the most advanced “EVO/F”.
- VI. The parts permitted for the Box Stock category are a subset of those permitted in the EVO regulations and, where necessary, the differences are made explicit. The parts permitted for the EVO category are a subset of those permitted in the EVO/F regulations and, where necessary, the differences are made explicit.
- VII. The 'Slot Car Accessories in 1/32 scale' catalogue is the only reference for all legal codes in this regulation and is published in the 'Download' section of 'www.slot.it', or:
<http://catalog.slot.it/>



MOTOR ASSIGNMENT (optional)









The organisers will randomly assign one engine and three tyres for each model. Upon delivery of the motor and tyres, a sprocket will also be supplied for each model, chosen by the participants from the available options (see section 11). The installation of the motor, pinion gear and tyres will take place under Parc Fermé conditions. The competitor, having chosen the pair of tyres, returns the discarded one. The number of tyres supplied depends on the type of race.











The motors are selected in advance by Slot.it by measuring both idle and under load revolutions and current consumption to ensure a homogeneous supply.

Malfunctions of the engine and/or the supplied tyres are to be considered race incidents and do not entitle to any compensations or compensations in laps, time or otherwise.

1. MODELLI AMMESSI

1.1 The master codes for 'CA--' models approved in any of the livery variants (indicated by a lower-case letter at the end of the code) are as follows:

| | |
|---|--|
| CA02 Porsche 956C LH | CA03 Porsche 962C LH |
|  |  |
| CA06 Sauber C9 | CA07 Jaguar XJR6/9 |
|  |  |
| CA08 Lancia LC2-84 | CA09 Porsche 956C KH |
|  |  |
| CA13 Jaguar XJR12 | CA15 Mazda 787B |
|  |  |

| | |
|---|--|
| <p>CA17 Porsche 962C KH</p> | <p>CA19 Toyota 88C</p> |
|  |  |
| <p>CA21 Lancia LC2-85</p> | <p>CA25 Porsche 962 IMSA</p> |
|  |  |
| <p>CA28 Nissan R89C</p> | <p>CA34 Porsche 962C 85</p> |
|  |  |
| <p>CA41 Toyota 86C</p> | <p>CA42 Jaguar XJR10</p> |
|  |  |
| <p>CA52 Porsche 962C</p> | <p>CA60 Mazda 767B</p> |
|  |  |

- 1.2 Any changes, substitutions or omissions can only be made if explicitly referred to in these regulations. Sometimes, for clarity, prohibitions are explicitly stated.
- 1.3 **Maximum track width:** the wheels must not protrude from the bodywork.

2. CONFIGURATION

The following configuration summary is provided for informational purposes only and is subject to the subsequent paragraphs.

2.1 Group C Box Stock

Inline motor mount 0.5 offset, MX16 motor, Z=9 pinion, inline bronze crown.
Wheels: front PL diam. 15.8 mm, rear. AL diam. 16.5mm.

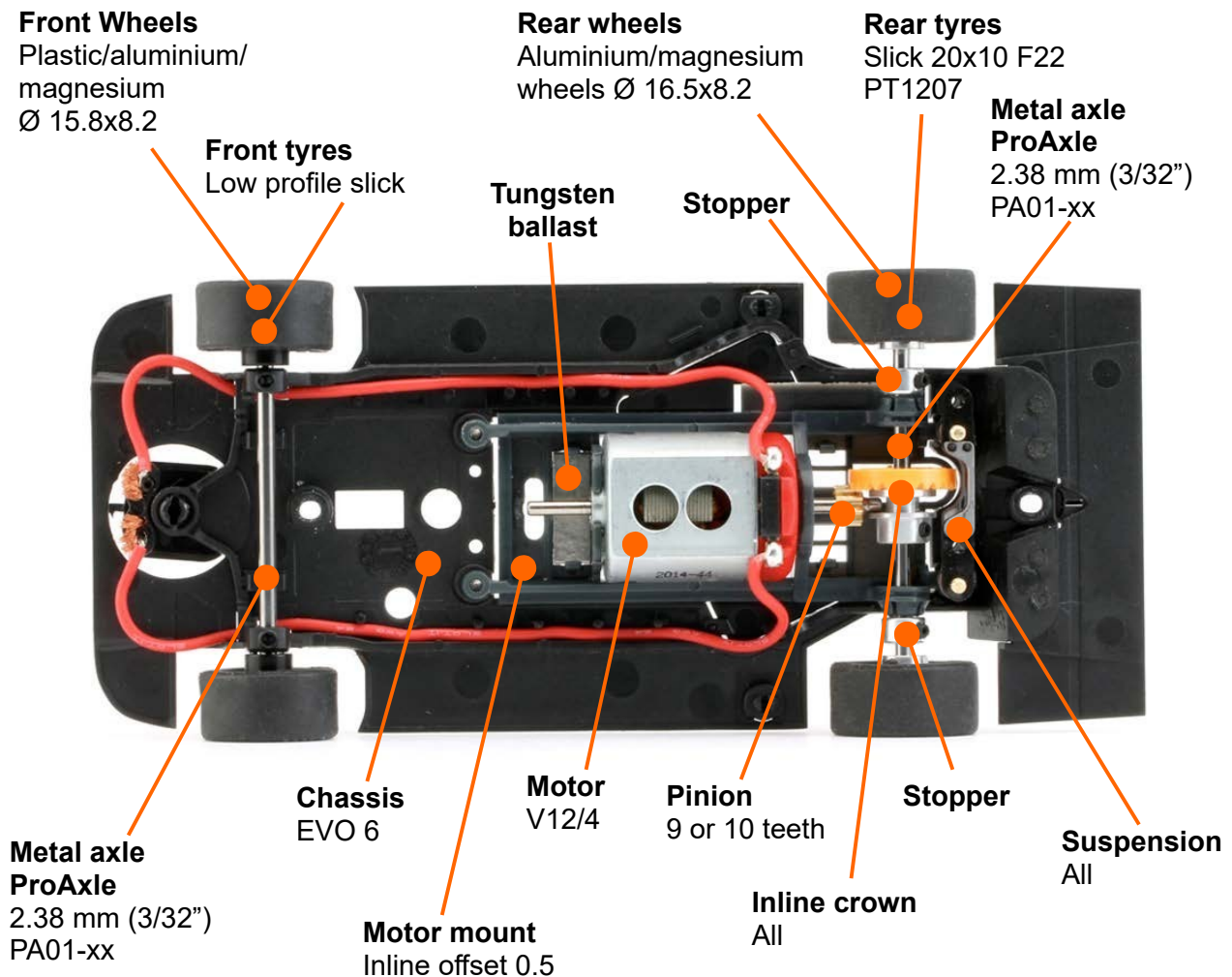
2.2 Group C EVO

Inline motor mount offset 0.5, MX-16 motor, pinion Z=9 or Z=10, free inline crown gear.
Wheels: front PL/3D/AL/Ma diam. 15.8 mm, rear. AL/Ma diam. 16.5 mm.
Suspension and ballast allowed.

2.3 Group C EVO/F

Inline motor mount offset 0.5, MN09CH/MN13CH motor, pinion Z=9 or Z=10, free inline crown gear.
Wheels: front PL/3D/AL/Ma diam. 15.8 mm, rear. AL/Ma diam. 16.5 mm.
Suspension and ballast allowed.

Group C Box Stock / Evo / EVO/F configuration



3. BODYWORK AND MODIFICATIONS

- 3.1** The bodywork cannot be modified.
- 3.1.1. It is however acceptable to omit the following: rear view mirrors, windscreen wipers, side lights, front tow hook (also from the chassis), additional lights, antennas.
- 3.2** Painting the body with a specific livery is optional. Paint can only cover the outer surface.
- 3.3** Painting white bodies is obligatory and can only cover the outer surface.
- 3.4** It is forbidden to paint transparent parts.
- 3.5** The housings of the frame fixing screws can be reinforced with plastic tubes.
- 3.6** The body must be attached to the chassis with all the screws provided for the box model.
- 3.7** All the spare parts included in the sales box dedicated to the specific model can be used.
- 3.7.1. The use of all 'tear proof' spare parts and Slot.it-coded plastic cockpits is permitted.
- 3.8** Reinforcement of the aileron attachment points with resin and/or tape is permitted, provided that the shape of the bodywork is not visibly altered. The reinforcement must not alter the upper part of the aileron.
- 3.9** When installing the lighting system, it is allowed to drill holes in the bodywork in the locations of the front and rear light housings to accommodate the LEDs, according to their shape.
- 3.10** The minimum weight of the bodywork is:

$\geq 18.0g$

- 3.10.1. This weight refers to the weight of the disassembled body, in one piece, without screws.
- 3.10.2. If necessary, ballast must be placed under the driver's cabin.
- 3.11** The use of a polycarbonate (lexan) cockpit is only permitted for the models in the table, in order to equalise the weight to the minimum as per rule 3.10. The minimum weight of the bodywork after installation of the lightened cockpit must in all cases comply with rule 3.10.

| Model | Cockpit code |
|-------------------------------|--------------|
| Sauber C9 (CA06) | CS05lx |
| Jaguar XJR6/9 (CA07) | CS07il |
| Lancia LC2-84 (CA08) | CS08il |
| Jaguar XJR12 (CA13) | CS07il |

- 3.11.1. On the lexan cockpit it is obligatory to paint the rider in order for the helmet, visor, arms and hands to be recognisable.

EXCEPTIONS & RESTRAINS

Nissan R89 C

- NI1.** The minimum weight of the bodywork must be measured without the rear wheel spats.
- NI2.** The rear spats must be present at the start of the stint and can only be removed at the first stop as a 'repair'. (*)

Jaguar XJR10

- JX1.** The minimum weight of the bodywork must be measured without the rear wheel spats.
- JX2.** The rear spats must be present at the start of the stint and can only be removed at the first stop as a 'repair'. (*)

Lancia LC2/84

- LA1.** The height of the rear body-chassis attachment column can be decreased.

Jaguar XJR6/9 LM, XJR10 & XJR12

- JA1.** On all models it is legal to: modify the inside of the rear bodywork as far as the interference with the suspension is concerned, omit the wheel spats and their installation receptacles, remove the protrusions for the rear add-on frame as far as the interference with the light kit cables is concerned.
- JA2.** On XJR6/9 it is legal: replace the inner rear centre plate with the flat type, remove two inner side plates.
- JA3.** On XJR12 it is legal: omit the photoengraved front edge.

Mazda 787 B

- MA1.** It is legal to omit the rear frame.
- MA2.** It is legal to omit the tow hook from the chassis.
- MA3.** It is legal to omit the side exhausts located near the central suspension attachments.
- MA4.** It is legal to use the 4-point frame for the motor mount.

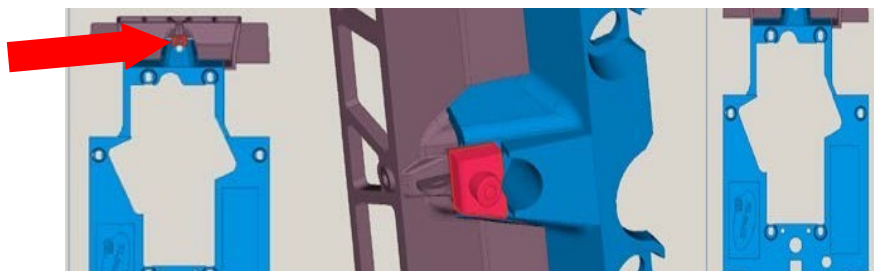
Mercedes C9

- ME1.** It is legal to modify the integrated rear frame as far as it interferes with the suspension.
- ME2.** It is legal to remove the fins reproducing the brake air intakes as far as they interfere with the suspension

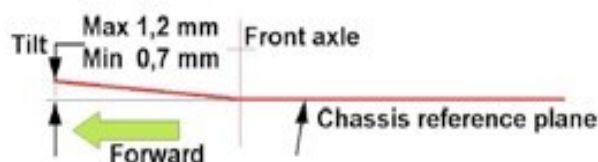
(*) Regulation NI2 and JX2 may be omitted according to the specific competition regulations.

4. CHASSIS AND MODIFICATIONS

- 4.1** Only EVO 6 type chassis are legal.
 - 4.1.1. for Mazda 787B models the EVO 4 chassis is legal.
- 4.2** The term 'Chassis' means the assembled sum of all its original components.
- 4.3** Cleaning the chassis from moulding burrs and chamfering the sides is permitted as long as the gap between the sides of the chassis and the bodywork does not exceed 1.0 mm.
- 4.4** The lower surfaces of the chassis, motor mount and motor must be on the same plane.
 - 4.4.1. The coplanarity tolerance of the three elements must be that of the original models
- 4.5** The chassis must clearly display the name of the driver or the team to which it belongs.
- 4.6** The lower supports (cups) of the front axle are optional. It is permitted to chamfer their vertical outer sides in order to allow them to fit properly on the frame pins.
- 4.7** M2 hexagon screws can be used in their designated positions to adjust the position of the front axle.
- 4.8** Plastic front axle bushings are optional. Any Slot.it coded spherical bushing can be used. M2 hexagon screws may be used in the intended position to adjust the height of the bushings.
- 4.9** The maximum width of the slots for the body fixing screws is 2.6 mm.
- 4.10** The two triangular frame appendages can be removed.
 - 4.10.1. Porsche 956C KH (CA02) - It is permitted to remove the part highlighted in red from the chassis:



- 4.11** The chassis must be flat in the area between the front and rear axles.
 - 4.11.1. Lancia LC2/85 (CA21) - The chassis area in front of the front axle must respect the original shape and therefore the following dimensions:



- 4.12** The minimum distance from the reference plane measured at the rear axle is 2.2 mm.
 - 4.12.1. Measurements are taken with non-worn race wheels installed. Only for the measurement the screws can be fully tightened and the suspension fully extended.
- 4.13** The following Slot.it 3D-printed frames are allowed:

| Model | Chassis Code |
|---------------------|--------------------|
| Mazda 787B (CA15) | S28-ST2 S30-ST2 |
| Jaguar XJR9 (CA07) | S29-ST2 |
| Jaguar XJR12 (CA13) | S31-ST2 |
| Sauber C9 (CA06) | S38-ST1 |

5. MOTOR MOUNT AND MODIFICATIONS

- 5.1 The homologated motor mount is the Slot.it **CH110**, offset=0.5.
- 5.2 The motor mount cannot be modified.
- 5.3 The use of Slot.it coded spherical bushings is permitted.
- 5.4 Bushings cannot be glued into their housing.
- 5.5 **EVO/F**: the use of the CH114 engine frame, offset=0.5mm for Boxer/Flat engines is permitted.
 - 5.5.1. The metal spring element can be omitted.



Box Stock/EVO
CH110



EVO/F
CH114

6. SHAFTS (AXLES*)

- 6.1 Any Slot.it-encoded solid shaft is permitted.
- 6.2 **EVO**: the PA39 independent-wheel front axle can be used provided that one wheel is retained by the eyelet inserted in the axle and the other by the wheel grub screw.
- 6.3 **EVO**: the use of rear shaft stoppers PA25, PA57 is permitted.



PA01-x

PA39



PA25



PA57

* for historical reasons, nouns 'shaft' and 'axle' are used as synonyms

7. WHEELS

- 7.1 **Front wheels**: all plastic wheels, except 3D-printed ones, of 15.8 mm diameter and 8.2 mm width, coded Slot.it are allowed.
EVO: 15.8 mm diameter and 8.2 mm width aluminium, magnesium and 3D printing wheels, coded Slot.it, are allowed
- 7.2 **Rear wheels**: aluminium wheels of 16.5 mm diameter and 8.2 mm width coded Slot.it are allowed
EVO: Magnesium wheels of 16.5 mm diameter and 8.2 mm width coded Slot.it are allowed.
- 7.3 The tyre-wheel contact surface must be original and clean.
- 7.4 The use of Slot.it coded wheel inserts is mandatory. Any Slot.it coded inserts are homologated.
 - 7.4.1. The 'Venturi' cover of the PA55 wheel insert can be removed.

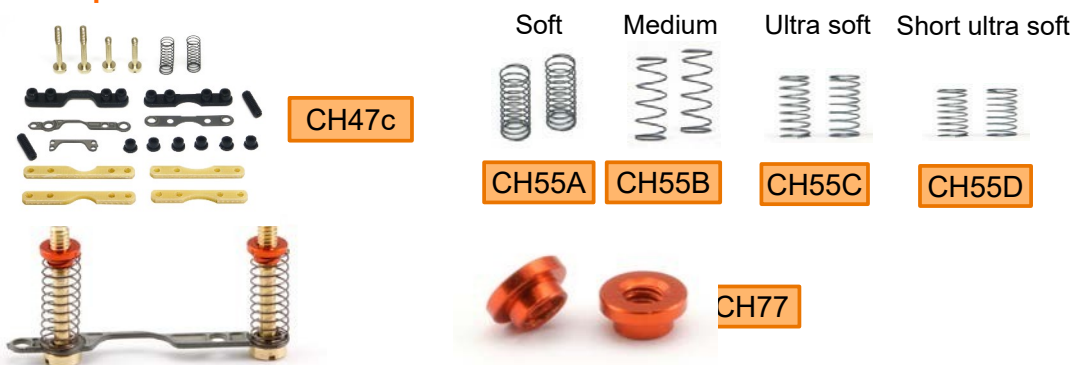
8. CROWN GEARS

- 8.1 Slot.it inline crowns with bronze hub are homologated.
- 8.2 **EVO:** all the Slot.it inline crowns are homologated.
 - 8.2.1. Modular crowns can only be used with the 5.5 mm pinion hub code GMF55. The number of spacers inside the crown is not regulated.

9. SUSPENSIONS (EVO-EVO/F only)

- 9.1 Suspensions can be installed on the side and/or rear.
- 9.2 Modifying (lengthening or shortening) the suspension springs is permitted.
- 9.3 Only Slot.it screw dedicated to suspension are allowed.
- 9.4 It is permitted to install all and only Slot.it coded suspension components. Any combinations of these components is allowed.
 - 9.4.1. Screws can be modified.

Classic suspensions:



Magnetic suspensions:




10. TYRES

- 10.1 The homologated front tyres are **PT15**, **PT19**, **PT1214S2**, marked recognisably Slot.it.
- 10.2 The homologated rear tyres are **PT1207**, marked recognisably Slot.it. The compound (F22, P6b or G25) is defined according to race rules.
 - 10.2.1. Rear tyres may be provided by the organiser.
- 10.3 It is not permitted to glue the tyres to the rims, nor to treat them with any liquid except that provided by the organisers.


11. MOTOR

- 11.1** The only homologated motor is: **MX16** Slot.it (V12 da 23.000 Rpm – 170g*cm @12V)
EVO/F: the **MN09CH** and **MN13CH** Slot.it motors are allowed
(respectively: Flat-6 20.500 Rpm – 200g*cm @12V; Flat-6S 22.500 Rpm – 230g*cm @12V)
- 11.2** The homologated pinion is the Slot.it **PI09**, 5.5 mm brass.
EVO: Slot.it PI09 or PI10 pinions, 5.5 mm brass are allowed.
- 11.3** The motor cannot be glued to the frame or secured with tape, but can be fastened with screws.
- 11.4** If the engine is supplied by the organiser of the race, it is forbidden to carry out any manoeuvres that may alter its performance, including running-in and the use of any type of liquid, except external lubrication.



12. LED & LIGHT KIT (optional)

- 12.1** The light kit must be the SP16c or SP44.
- 12.1.1. The installation position of the light kit is free as long as it is inside the car.
 - 12.1.2. The chip components of all light kits cannot be separated.
 - 12.1.3. It is allowed to replace LEDs as long as they are white or yellow at the front and red at the rear. The LEDs must also be of uniform colour between similar positions.
 - 12.1.4. The minimum number of LEDs is two at the front and two at the rear.
 - 12.1.5. Cables are free and it is permitted to use connectors and switches as long as they are entirely within the model.
- 12.2** The minimum body weight is increased by 3.0g for the installation of the SP16c or SP44 light kit.



13. WASHERS, SPACERS, SCREWS, GRUB SCREWS

- 13.1 Washers and spacers are free, metallic. They are permitted where present in the box model and on the front and rear axles.
- 13.2 Screws and grubs are free unless otherwise specified in the regulations.
- 13.3 **EVO:** it is allowed to use 'plastic counter plugs' code CH72 or vetronite bars code CH127 at the engine frame bolts. The vetronite bars can also be found in the suspension kit code CH47c.



CH72



CH127

14. PICK-UP

- 14.1 All Slot.it coded pick-ups are allowed, with the exception of LMP pick-ups. Some examples below.
- 14.2 The blade can be modified.
- 14.3 The use of a grub screw in the hub of CH26 and CH66 is permitted.
- 14.4 Only black plastic pick-ups are allowed.



CH10



CH26




CH85/85d



15. BRAIDS, CABLES, EYELETS

- 15.1 Contact braids, power cables, eyelets and the type of connection between the power cables, the braids and the pick-up are free.
- 15.2 Power cables between the pick-up and the motor are free.
- 15.3 In the event that the engine is supplied by the organiser already wired with standard Slot.it connectors, the power cables coming out of the pickup, of free type, must still terminate with Slot.it connectors, code SP45.



16. MAGNETS

16.1 The use of magnets is not permitted with the exception of those for the magnetic suspensions, correctly installed (unless otherwise specified locally).

17. BALLAST (EVO-EVO/F only)

17.1 It is permitted to weight the chassis with ballast type SP24 and SP25.

17.2 It is permitted to weigh down the motor mount, with SP23 ballast in the prepared seats and SP24 ballast in a free position.

17.3 The weights must not protrude from the perimeter of the frame and may have no function other than as ballast.



| Revision Matrix | | | |
|-----------------|------------|----------|--|
| Revision | Date | Status | Modifications |
| 1.0 | 01/06/2025 | Obsolete | First revision of 2025 |
| 1.01 | 15/10/2025 | Active | Added CA60 Modified 1.1 Revised paragraph 2 Added 4.4 added 15.2 |