



# **SLOT.IT-POLICAR 2026 24H OF MODENA**

## **CATEGORY CLASSIC “SPORT” (P2)**






### **TECHNICAL RULES**

#### **PREMISE**

- I. These regulations include an exhaustive list of compliance requirements for models participating in competitions; modifications not specified in the regulations are prohibited. Some prohibitions are explicitly stated for clarity.
- II. The term 'Box Stock' refers to the condition in which a model or any component is presented in its packaging for its intended use.
- III. All models and replacement parts must be in box stock condition.
- IV. The use of a free-type component may not involve any modification, replacement or omission that is not defined in these regulations.
- V. These regulations cover the rules for the **‘SPORT’ (P2)** category.  
The division into several categories has been adopted to allow teams to choose the 'difficulty' level for preparing their cars: from the most basic “SPORT” to the most advanced ‘PROTOTYPES’.
- VI. The catalogue 'Slot Car Accessories in 1/32 scale' is the only reference for all legal codes in these regulations and is published in the 'Download' section of the website “www.slot.it”, or: <http://catalog.slot.it/>
- VII. Anything not authorised in these regulations is formally prohibited, unless exceptional authorisation has been granted by the organiser.

## 1. ALLOWED MODELS

- 1.1 The parent codes for the 'CA/CAR--' models approved in any livery variant (marked with a lowercase letter at the end of the code) are as follows:
- 1.2 Any modification, substitution or omission may only be made if explicitly referred to in these regulations. Sometimes, for clarity, prohibitions are explicitly reiterated.

<p><b>CA18 Ford GT40</b></p> 	<p><b>CA20 Ford MKII</b></p> 
<p><b>CA46 Chaparral 2F</b></p> 	<p><b>CA51 Ferrari 512M</b></p> 
<p><b>CAR06 Ferrari 330 P4/412P</b></p> 	

## 2. BODY & MODIFICATIONS

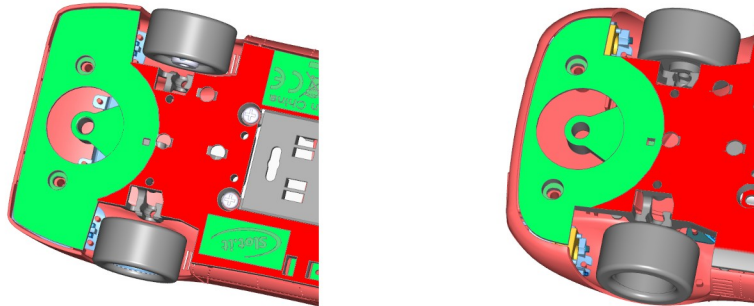
- 2.1 The body cannot be modified and must be in 'Box Stock' configuration.
  - 2.1.1 However, it is acceptable to omit: rear-view mirrors, windscreen wipers, side lights, front tow hooks (including those attached to the chassis), additional lights and antennas.
- 2.2 The painting of the body with livery is optional and must only cover the external surface.
- 2.3 White body must be painted, covering the **entire** external surface.
- 2.4 It is forbidden to paint transparent parts.
- 2.5 The mounting points for the screws securing the frame can be reinforced with plastic tubes.
- 2.6 The body must be secured to the chassis using all the screws provided in the box.
- 2.7 The use of all spare parts included in the original packaging for the specific model is permitted.
  - 2.7.1 The use of all tear-proof replacement parts is permitted.
- 2.8 The cockpit must be the original Box Stock cockpit. Lightweight Lexan cockpits are not permitted.
- 2.9 Reinforcement of the wing mounting areas with resin and/or adhesive tape is permitted, provided that the shape of the bodywork is not visibly altered. The reinforcement must not alter the upper part of the wing.
- 2.10 The use of polycarbonate (Lexan) ailerons is permitted only for the Chaparral 2F, code CH71lx. The aileron must be painted.
- 2.11 The removal of the metal engine cover grille on the Chaparral 2F is permitted.
- 2.12 The minimum weight of the body is:

**>/= 16g**

- 2.12.1 This weight refers to the Box Stock body, in one piece, without screws and washers.
- 2.12.2 Models with lighter bodywork must be brought into compliance with the weight limit by adding ballast under the driver's cockpit.

### 3. CHASSIS & MODIFICATIONS


- 3.1** The term 'chassis' refers to the assembled sum of all its original components.
- 3.2** The Box Stock chassis is assumed to be flat in the central area. In particular, the chassis must be flat in the areas highlighted in red, while the area around the pick-up support hole, highlighted in green, must not touch the ground. Some examples are shown below:



- 3.3** 3D-printed chassis are not permitted.
- 3.4** The chassis cannot be modified and no material may be removed from the chassis itself.
- 3.4.1** It is permitted to clean the chassis of moulding burrs and chamfer the sides, provided that the space between the sides of the chassis and the bodywork does not exceed 1.0 mm.
- 3.4.2** It is NOT permitted to remove the spare wheel from the CAR06 chassis.
- 3.5** It is permitted to reinforce the pickup mounting hole.
- 3.6** The chassis must clearly display the name of the team it belongs to on the underside.
- 3.7** The lower surfaces of the chassis, motor mount and motor must be on the same plane.
- 3.7.1** The coplanarity tolerance of the three elements must be that of the original models and must not exceed  $\pm 0.3$  mm.
- 3.8** To adjust the position of the front axle, it is possible to use M2 grub screws in the designated positions.
- 3.9** SP07 spacers are optional and can be glued on.
- 3.10** On the front axle, the plastic bushings are optional and can be replaced with Slot.it-coded spherical bushings.
- 3.11** It is possible to cover the screw holes of the body with a small piece of adhesive tape.
- 3.12** The maximum track width, measured at the tyre, must not exceed the width of the bodywork.

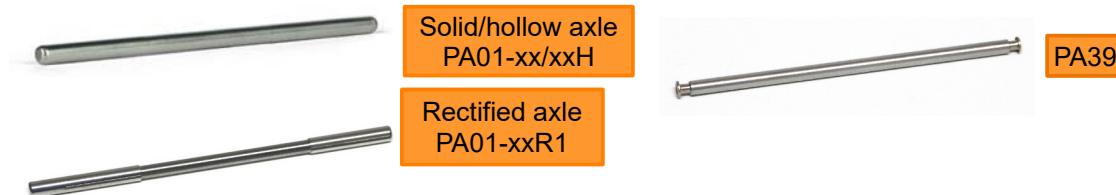
## 4. MOTOR MOUNT & MODIFICATIONS

- 4.1 The homologated motor mount is the sidewinder Slot.it-coded **CH67**, with a 0.5 mm offset.
- 4.2 It is permitted to cut the side pins of the motor mount. Apart from this, the motor mount cannot be modified.
- 4.3 It is permitted to let the motor mount move on the chassis.
- 4.4 The spherical bushings cannot be glued into their compartment.



## 5. AXLES (SHAFTS\*)

- 5.1 **Front axle:** the use of any Slot.it-coded axle is permitted.
  - 5.1.1 The PA39 independent front axle can be used provided that one wheel is held by the eyelet inserted in the axle and the other by the wheel fixing grub screw.
- 5.2 **Rear axle:** any Slot.it-coded axle can be used.



\*for historical reasons, nouns 'shaft' and 'axle' are used as synonyms.

## 6. WHEELS

- 6.1 **Front Wheels:** all Slot.it-coded wheels with a diameter of 14.3 mm and a width of 8.2 mm are approved.
- 6.2 **Rear wheels:** All Slot.it-coded wheels with a diameter of 15.8 mm and a width of 8.2 mm are approved.
- 6.3 The contact surface between the wheel and tyre must be original and clean.
- 6.4 The use of Slot.it-coded wheel inserts is mandatory. All inserts are permitted.

## 7. TYRES

- 7.1 Front tyres:** The homologated front tires are the Slot.it **PT15** and **PT19**. They must be homogeneous across their entire width.
- 7.2 Rear tyres:** The homologated rear tyres are the Slot.it **PT1207F22**. They must be uniform across their entire width.
- 7.3** It is forbidden to glue the tyres to the wheels or treat them with any liquid, except for the one provided by the organisers at the pit table to facilitate their mounting on the wheels (i.e. Zippo).



PT15






PT1207F22



PT19

## 8. GEARS

- 8.1** All Slot.it-coded sidewinder gears with diameters of **17.5 mm** and **18 mm** are homologated.

17.5 mm	18 mm	
Plastic	Plastic	Ergal
GS175xx-LPL	GS18xx-LPL	GS18xx
		
(example)	(example)	(example)
(Z): 31/33/35	(Z): da 31 a 36	(Z): da 31 a 36

## 9. MOTOR & PINIONS

- 9.1** The homologated motor is the Slot.it-coded **MX16-m**.
- 9.2** **6.5 mm** and **7 mm** pinions, Z=10/11/12/13/14, brass or ergal, Slot.it coded, are homologated. For a list of all codes, see the table below.
- 9.3** The motor cannot be glued to the frame or secured with tape, but it can be fixed in place with screws.
- 9.4** Covering the motor opening is permitted.
- 9.5** It is forbidden to perform any manoeuvres that could alter the motor's performance, including running-in (even during technical checks) and the use of any type of liquid inside the motor.
- 9.5.1** The motor shaft can be lubricated at the points where it enters and exits the motor housing. Other than this, it cannot be lubricated in any other place or manner.

6.5 mm		7 mm
BRASS	ERGAL	ERGAL
PS10 PS11 PS12 PS13	PI6510E PI6511E PI6512E	PI7012E PI7013E PI7014E

## 10. SUSPENSIONS

- 10.1** Suspensions are not allowed.

## 11. WASHER, SPACERS, SCREWS, GRUB SCREWS

- 11.1** Washers and spacers are free, metallic. They are permitted where present in the box model and on the front and rear axles.
- 11.2** Screws and grub screws are free unless otherwise specified by regulations.
- 11.3** The use of plastic counter-caps (code CH72) or glass fibre bars (code CH127) is permitted on the motor mount screws.



## 12. PICK-UP

- 12.1** All Slot.it-coded pick-ups are homologated, with the exception of LMP pick-ups and those for wooden tracks.
- 12.2** It is permitted to modify the blade.
- 12.3** The use of a grub screw in the hub of the CH26 and CH66 is permitted.
- 12.4** Only black plastic pick-ups are allowed.



### 13. BRAIDS, CABLES, EYELETS

**13.1** The contact braids, eyelets and type of connection between the power cables, braids and pick-up are free.

### 14. MAGNETS

**14.1** The use of magnets is not permitted.

### 15. BALLAST

**15.1** A maximum of only one SP23 positioned in one of the designated spaces is permitted as ballast.

**15.2** If the bodywork does not meet the minimum weight requirement, ballast of any type (e.g. SP24, SP25, Patafix, lead weights) may be used to reach the minimum weight.

**15.2.1** For positioning, refer to point **2.12.2**.



SP23



SP24



SP25



Revision Matrix			
Revision	Date	Status	Modifications
1.0	12/01/2026	Active	First Revision