



# **SLOT.IT-POLICAR 2026 24H OF MODENA CATEGORY CLASSIC “PROTOTYPES” (P1)**





## **TECHNICAL RULES**

### **PREMISE**

- I. These regulations include an exhaustive list of compliance requirements for models participating in competitions; modifications not specified in the regulations are prohibited. Some prohibitions are explicitly stated for clarity.
- II. The term 'Box Stock' refers to the condition in which a model or any component is presented in its packaging for its intended use.
- III. All models and replacement parts must be in box stock condition.
- IV. The use of a free-type component may not involve any modification, replacement or omission that is not defined in these regulations.
- V. These regulations cover the rules for the **'PROTOTYPES' (P1)** category. The division into several categories has been adopted to allow teams to choose the 'difficulty' level for preparing their cars: from the most basic "SPORT" to the most advanced 'PROTOTYPES'.
- VI. The catalogue 'Slot Car Accessories in 1/32 scale' is the only reference for all legal codes in these regulations and is published in the 'Download' section of the website "www.slot.it", or: <http://catalog.slot.it/>

## 1. ALLOWED MODELS

- 1.1 The parent codes for the 'CA/CAR--' models approved in any livery variant (marked with a lowercase letter at the end of the code) are as follows:
- 1.2 Any modification, substitution or omission may only be made if explicitly referred to in these regulations. Sometimes, for clarity, prohibitions are explicitly reiterated.

<b>CA11 Alfa Romeo tipo 33/3</b>	<b>CA57 Matra MS670 B Short Tail</b>
	
<b>CA67 Matra MS670 B Long Tail</b>	<b>CAR01 Ferrari 312PB</b>
	

## 2. BODY & MODIFICATIONS

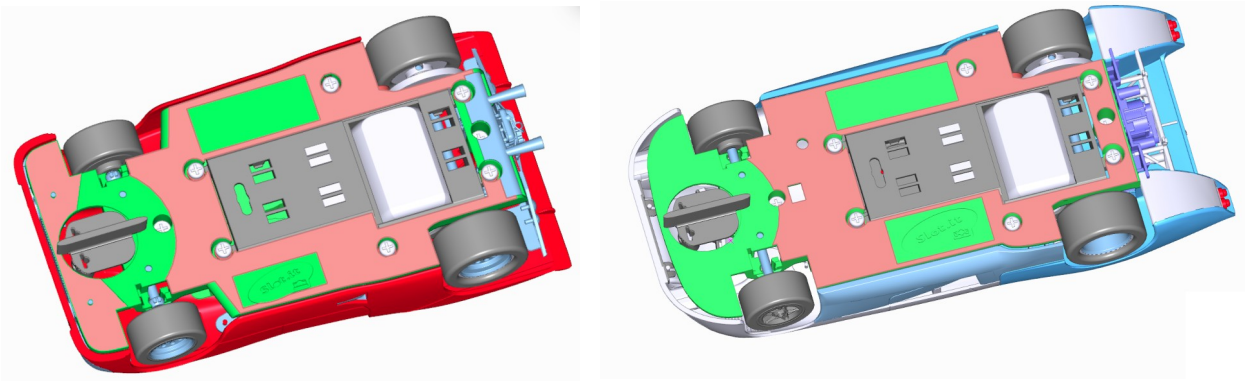
- 2.1 The body cannot be modified and must be in 'Box Stock' configuration.
  - 2.1.1 However, it is acceptable to omit: rear-view mirrors, windscreen wipers, side lights, front tow hooks (including those attached to the chassis), additional lights and antennas.
- 2.2 The painting of the body with original livery is optional and must only cover the external surface.
- 2.3 White body must be painted, covering the **entire** external surface.
- 2.4 It is forbidden to paint transparent parts.
- 2.5 The mounting points for the screws securing the frame can be reinforced.
- 2.6 The body must be secured to the chassis using all the screws provided in the box.
- 2.7 The use of all spare parts included in the Slot.it catalogue for the specific model is permitted.
  - 2.7.1 The use of all "tear-proof" replacement parts for the specific model is permitted.
- 2.8 The cockpit must be the original Box Stock cockpit. Lightweight Lexan cockpits are not permitted.
  - 2.8.1 However, the use of the 3D cockpit is permitted for the Ferrari 312PB.
  - 2.8.2 The 3D cockpit must be painted in such a way that the driver's body, arms, hands and helmet are clearly visible and recognisable.
- 2.9 Reinforcement of the wing mounting areas with resin and/or adhesive tape is permitted, provided that the shape of the bodywork is not visibly altered. The reinforcement must not alter the upper part of the wing.
- 2.10 The minimum weight of the body is:

**$\geq 15.5g$**

- 2.10.1 This weight refers to the Box Stock body, in one piece, without screws and washers.
- 2.10.2 Models with lighter bodywork must be brought into compliance with the weight limit by adding ballast under the driver's cockpit.

### 3. CHASSIS & MODIFICATIONS

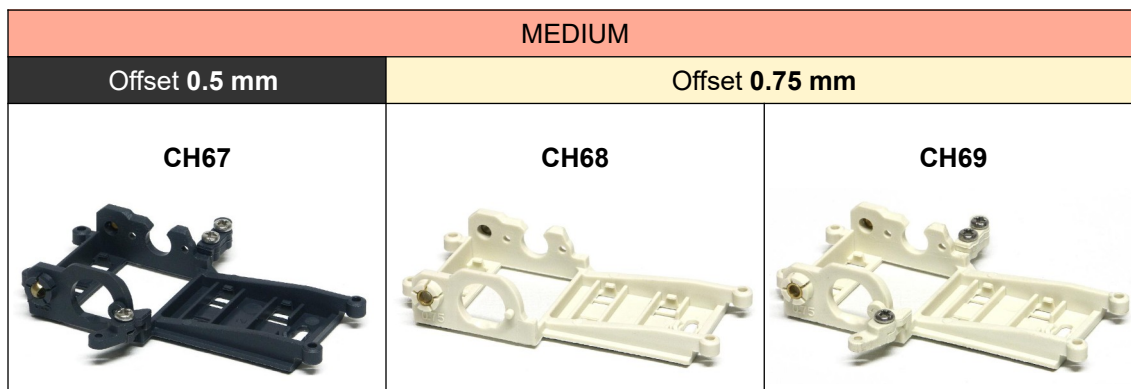
- 3.1** The term 'chassis' refers to the assembled sum of all its original components.
- 3.1.1** The chassis of the Alfa 33/3 and the Ferrari 312PB must include the exhaust system.
- 3.2** The Box Stock chassis is assumed to be flat in the central area. Specifically the chassis must be flat in the areas highlighted in red, while the areas highlighted in green (around the pick-up mount) must not touch the ground. Some example below



- 3.3** 3D-printed chassis are not permitted, with the exception of the Ferrari 312PB.
- 3.4** The chassis cannot be modified and no material may be removed from the chassis itself.
- 3.4.1** It is permitted to clean the chassis of moulding burrs and chamfer the sides, provided that the space between the sides of the chassis and the bodywork does not exceed 1.0 mm..
- 3.5** It is permitted to reinforce the pickup mounting hole.
- 3.6** The chassis must clearly display the name of the team it belongs to on the underside.
- 3.7** The lower surfaces of the chassis, motor mount and motor must be on the same plane.
- 3.8** To adjust the position of the front axle, it is possible to use M2 grub screws in the designated positions.
- 3.9** SP07 spacers are optional and can be glued on.
- 3.10** On the front axle, the plastic bushings are optional and can be replaced with Slot.it-coded spherical bushings.
- 3.11** It is possible to cover the screw holes of the body with a small piece of adhesive tape.
- 3.12** The maximum track width, measured at the tyre, must not exceed the width of the bodywork.

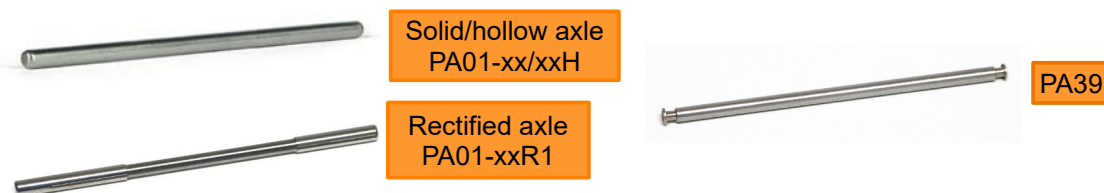
## 4. MOTOR MOUNT & MODIFICATIONS

- 4.1 The homologated motor mounts are the sidewinders Slot.it-coded **CH67**, **CH68** and **CH69**, with offsets of 0.5 mm and 0.75 mm.
- 4.2 It is permitted to cut the side pins of the motor mount. Apart from this, the motor mount cannot be modified.
- 4.3 It is permitted to let the motor mount move on the chassis.
- 4.4 The spherical bushings cannot be glued into their compartment.



## 5. AXLES (SHAFTS\*)

- 5.1 **Front axle:** the use of any Slot.it-coded axle is permitted.
  - 5.1.1 The PA39 independent front axle can be used provided that one wheel is held by the eyelet inserted in the axle and the other by the wheel fixing grub screw.
- 5.2 **Rear axle:** any Slot.it-coded axle can be used.



\*for historical reasons, nouns 'shaft' and 'axle' are used as synonyms.

## 6. WHEELS

- 6.1 **Front wheels:** all Slot.it-coded wheels with a diameter of 14.3 mm and a width of 8.2 mm are approved.
- 6.2 **Rear wheels:** All Slot.it-coded wheels with a diameter of 15.8 mm and a width of 8.2 mm are approved.
- 6.3 The contact surface between the wheel and tyre must be original and clean.
- 6.4 The use of Slot.it-coded wheel inserts is mandatory. All inserts are permitted.

## 7. TYRES

- 7.1 Front tyres:** The homologated front tires are the Slot.it **PT15** and **PT19**. They must be homogeneous (cylindrical) across their entire width.
- 7.2 Rear tyres:** The homologated rear tyres are the Slot.it **PT1207F22**. They must be uniform across their entire width.
- 7.3** It is forbidden to glue the tyres to the wheels or treat them with any liquid, except for the one provided by the organisers at the pit table to facilitate their mounting on the wheels (i.e. Zippo).



PT15




PT1207F22



PT19

## 8. GEARS

- 8.1** All Slot.it-coded sidewinder gears with diameters of **17 mm**, **17.5 mm** and **18 mm** are homologated. The following table shows the basic codes for the crown series, where 'xx' should be replaced with the number of teeth (Z).

17 mm	17.5 mm	18 mm	
Plastic	Plastic	Plastic	Ergal
GS170xx-LPL	GS175xx-LPL	GS18xx-LPL	GS18xx
			
(example)	(example)	(example)	(example)
(Z): 30/32/34	(Z): 31/33/35	(Z): da 31 a 36	(Z): da 31 a 36

## 9. MOTOR & PINIONS

- 9.1 The homologated motor is the Slot.it-coded **MX16-m**.
- 9.2 **6.5 mm**, **7 mm** and **7.5 mm** pinions, Z=10/11/12/13/14/15, brass or ergal, Slot.it coded, are homologated. For a list of all codes, see the table below.
- 9.3 The motor cannot be glued to the motor mount or secured with tape, but it can be fixed in place with screws.
- 9.4 Covering the motor opening is permitted.
- 9.5 It is forbidden to perform any manoeuvres that could alter the motor's performance, including running-in (even during technical checks) and the use of any type of liquid inside the motor.
  - 9.5.1 The motor shaft can be lubricated at the points where it enters and exits the motor housing. Other than this, it cannot be lubricated in any other place or manner.

6.5 mm		7 mm	7.5 mm
BRASS	ERGAL	ERGAL	ERGAL
PS10	PI6510E	PI7012E	PI7513E
PS11	PI6511E	PI7013E	PI7514E
PS12	PI6512E	PI7014E	PI7515E
PS13			

## 10. SUSPENSIONS

- 10.1 Suspensions are not allowed.

## 11. WASHER, SPACERS, SCREWS, GRUB SCREWS

- 11.1 Washers and spacers are free, metallic. They are permitted where present in the box model and on the front and rear axles.
- 11.2 Screws and grub screws are free unless otherwise specified by regulations.
- 11.3 The use of plastic counter-caps (code CH72) or glass fibre bars (code CH127) is permitted on the motor mount screws.



CH72



CH127

## 12. PICK-UP

- 12.1 All Slot.it-coded pick-ups are homologated, with the exception of LMP pick-ups and those for wooden tracks.
- 12.2 It is permitted to modify the blade.
- 12.3 The use of a grub screw in the hub of the CH26 and CH66 is permitted.
- 12.4 Only black plastic pick-ups are allowed.

## 13. BRAIDS, CABLES, EYELETS

- 13.1 The contact braids, eyelets and type of connection between the power cables, braids and pick-up are free.
- 13.2 The power cables between the motor and the pick-up can be routed freely.
  - 13.2.1 The power cables can be fixed to the chassis.

## 14. MAGNETS

- 14.1 The use of magnets is not permitted.

## 15. BALLAST

- 15.1 A maximum of one SP23 or SP24, positioned in one of the designated spaces on the motor mount, is permitted as ballast.
- 15.2 If the bodywork does not meet the minimum weight requirement, ballast of any type may be used to reach the minimum weight.
  - 15.2.1 For positioning, refer to point 2.10.2.

## 16. LIGHTING KIT

- 16.1 The lighting kit is **NOT** allowed. The race will be held entirely with the lights on.



Revision Matrix			
Revision	Date	Status	Modificatios
1.0	19/12/2025	Obsolete	First Revision
1.01	10/02/2026	Obsolete	<b>Added 2.8.2, 13.2</b> (3D cockpit painting; motor cable positioning) <b>Rectified 2.7, 7.1, 9.2, 9.3, 15.2</b> (orthographic correction) <b>Modified 3.1.1, 3.2, 8.1, 15.1</b> (added Ferrari in the wording; added Ferrari in the wording; added clarification on codes; ballast positioning)
1.02	10/03/2026	Obsolete	<b>Added paragraph 16</b>
1.03	13/04/2026	Active	<b>Deleted 3.1.7</b>